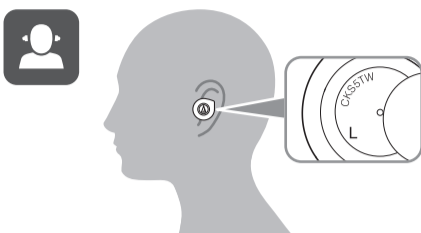





✓ Check

- Headphones
- Charging case
- Eartips (XS, S, M, L)
- Silicone ring
- USB charging cable
- Quick start guide (this leaflet)
- Caution guide

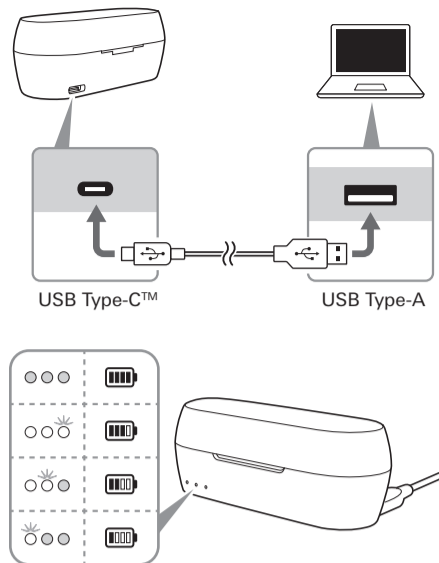


ATH-CKS5TW



Charge

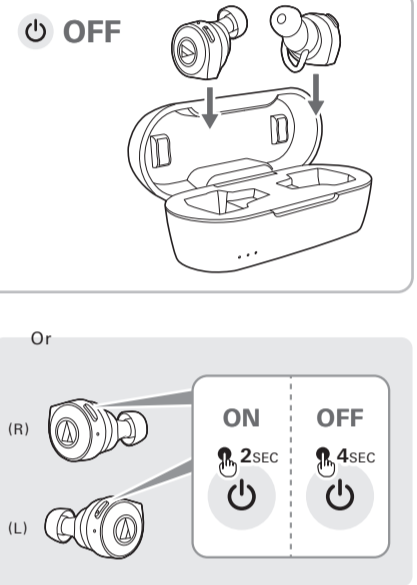
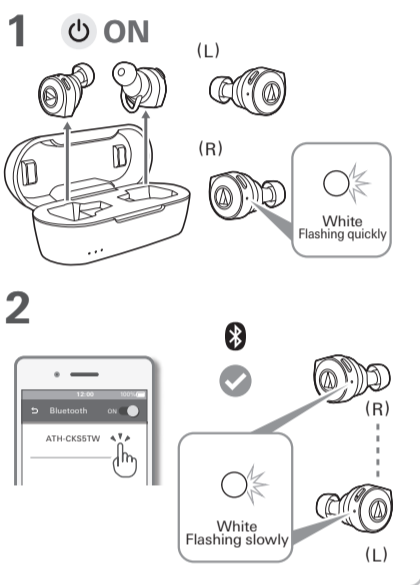
Charging case



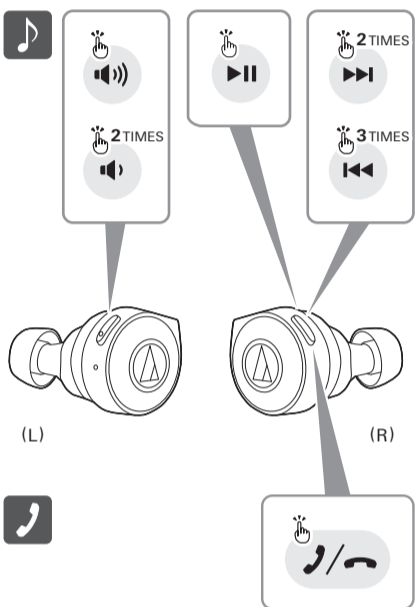
Headphones



Pairing



Music / Phone



Support

For more information on how to use this product and troubleshoot any problems, refer to the user manual on the Audio-Technica website.

To more conveniently use the product, use our app for smartphones.

Download on the **App Store**

GET IT ON **Google Play**

www.audio-technica.com

• The Bluetooth® word mark and logos are owned by Bluetooth SIG, Inc. and any use of such marks by Audio-Technica Corporation is under license. All other trademarks are property of their respective owners.

• Apple and the Apple logo are trademarks of Apple Inc., registered in the U.S. and other countries.

• App Store is a service mark of Apple Inc.

• Google Play and the Google Play logo are trademarks of Google LLC.

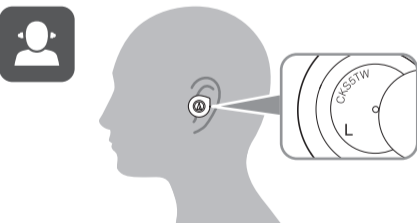
• USB type-C™ is a trademark of USB Implementers Forum.

Audio-Technica Corporation
2-46-1 Nishi-naruse, Machida, Tokyo 194-8666, Japan
www.audio-technica.co.jp
©2019 Audio-Technica Corporation 132511640-01-01 ver.1 2019.04.15

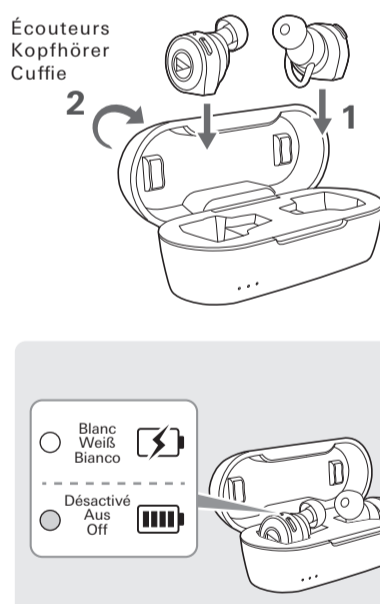
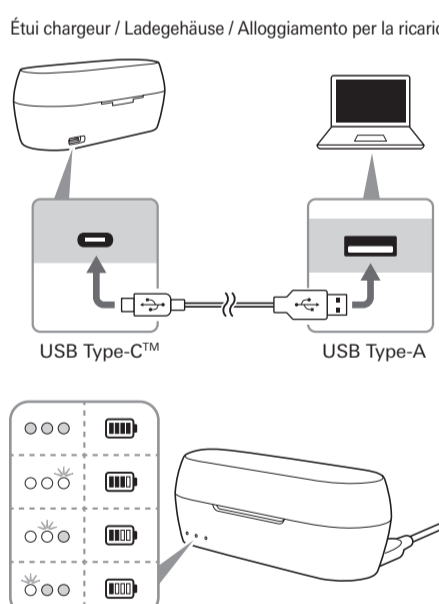
Français / Deutsch / Italiano

✓ Contrôle / Kontrolle / Controllo

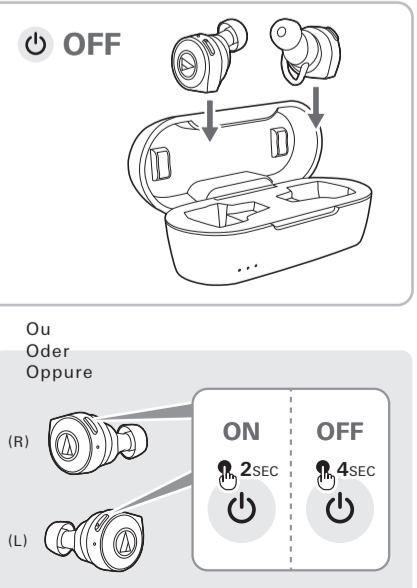
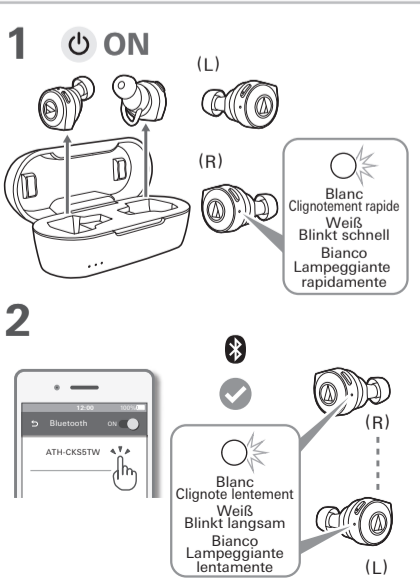
- Écouteurs / Kopfhörer / Cuffie
- Étui chargeur / Ladegehäuse / Alloggiamento per la ricarica
- Embout (TP, P, M, G) / Kopfhöreraufsätze (XS, S, M, L) / Copriauricolari (XS, S, M, L)
- Anneau en silicone / Silikonring / Anello di silicone
- Câble de recharge USB / USB-Ladekabel / Cavo per la carica USB
- Guide de prise en main (ce dépliant) / Kurzanleitung (dieser Handzettel) / Guida rapida (questo opuscolo)
- Guide de mise en garde / Sicherheitsanweisungen / Guida precauzionale



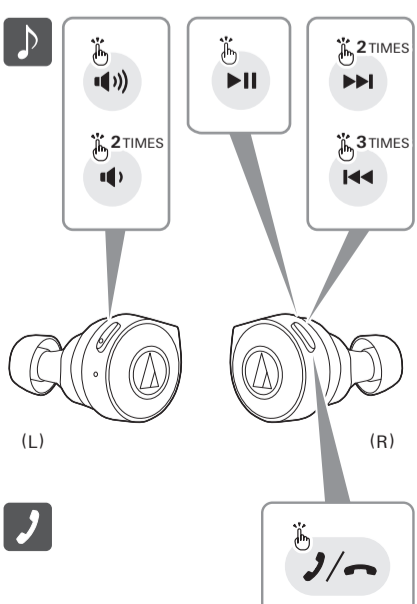
Charge / Laden / Carica



Appairage / Paarung / Associazione



Musique/Téléphone / Musik/Handy / Musica/Telefono



Support / Unterstützung / Assistenza

www.audio-technica.com

Pour plus d'informations sur l'utilisation de ce produit et la résolution des problèmes, reportez-vous au manuel de l'utilisateur sur le site Web d'Audio-Technica.

Weitere Informationen zum Gebrauch dieses Produkts und zur Behebung eventueller Probleme entnehmen Sie bitte der Bedienungsanleitung auf der Website von Audio-Technica.

Per maggiori informazioni sull'utilizzo del presente prodotto e per la risoluzione di eventuali problemi, fare riferimento al manuale dell'utente sul sito Audio-Technica.

Pour piloter le produit plus aisément, utilisez notre application pour smartphones.

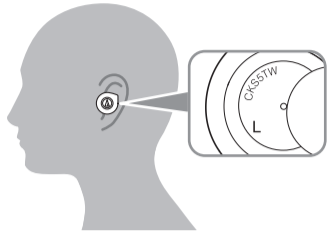
Für eine bequemere Bedienung des Produkts nutzen Sie unsere App für Smartphones.

Per un miglior controllo del prodotto, utilizzare la app per smartphone dedicata.

✓ Comprobar / Conteúdo da embalagem / Проверка

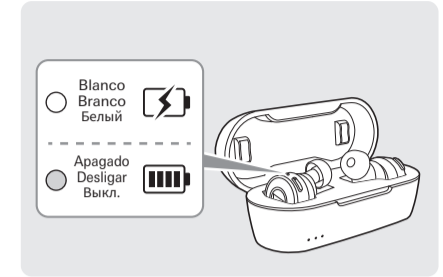
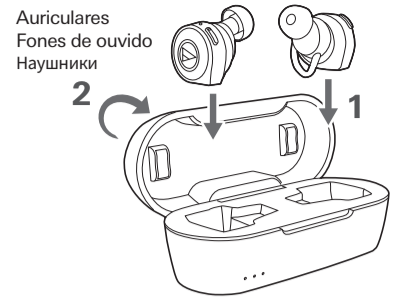
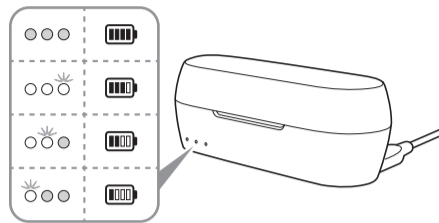
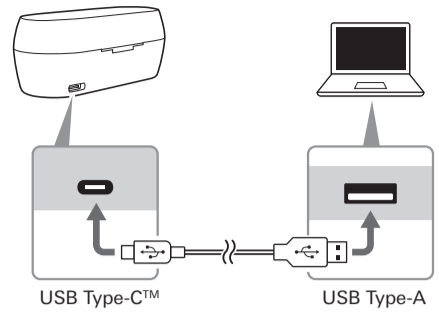


- Auriculares / Fones de ouvido / Наушники
- Estuche de carga / Estojo de carregamento / Чехол-аккумулятор
- Puntas de audífono (XS, S, M, L) / Ponteiras (PP, P, M, G) / Насадки (размеры XS, S, M, L)
- Anillo de silicona / Anel de silicone / Силиконовое кольцо
- Cable de carga USB / Cabo de carga USB / USB-кабель для зарядки
- Guía de inicio rápido (este folleto) / Guia rápido (este folheto) / Краткое руководство пользователя (этот листок)
- Guía de precauciones / Guia de precauções de segurança / Руководство по мерам предосторожности



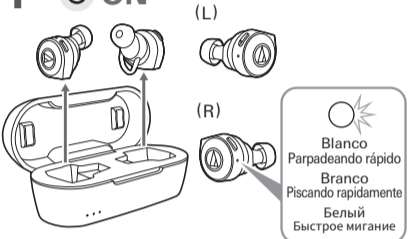
🔌 Carga / Carregar / Заряд

Estuche de carga / Estojo de carregamento / Чехол-аккумулятор

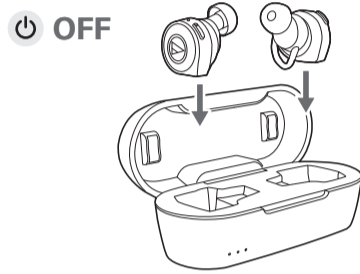


📱 Emparejamiento / Emparelhamento / Сопряжение

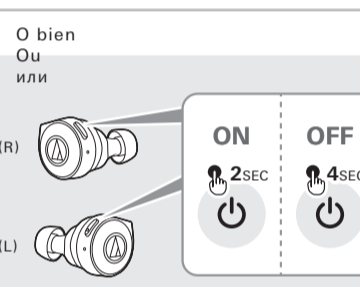
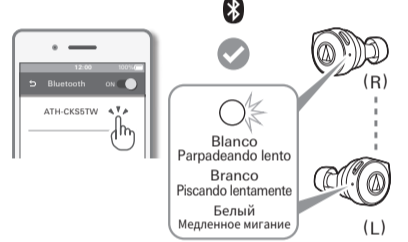
1 ON



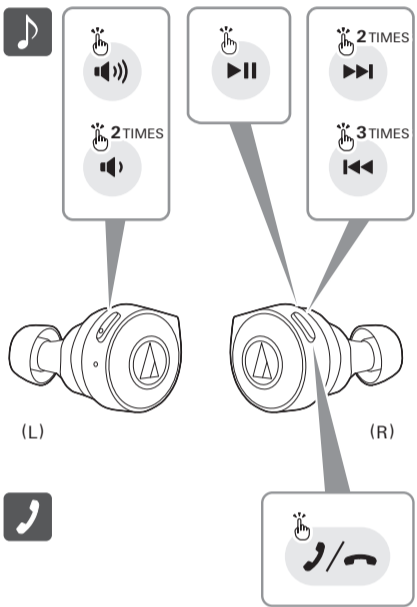
OFF



2



🎵 Música/Teléfono / Música/Telefone / Музыка/Телефон



📖 Asistencia / Suporte / Техническая поддержка

Para más información sobre el uso de este producto y la resolución de problemas, consulte el manual de usuario en el sitio web de Audio-Technica.

Para obter mais informações sobre como usar este produto e solucionar qualquer problema, consulte o manual do usuário no site da Audio-Technica.

Для получения дополнительной информации о том, как использовать этот продукт и устранять любые неисправности, обратитесь к руководству пользователя на веб-сайте Audio-Technica.



www.audio-technica.com

Para controlar con mayor comodidad el producto, utilice nuestra aplicación para smartphones.

Para maior comodidade no controle do produto, utilize nosso aplicativo para smartphones.

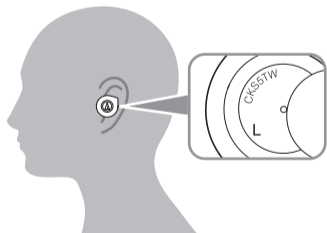
Для более удобного использования изделия воспользуйтесь нашим приложением для смартфонов.



✓ 检查 / 検査 / 확인

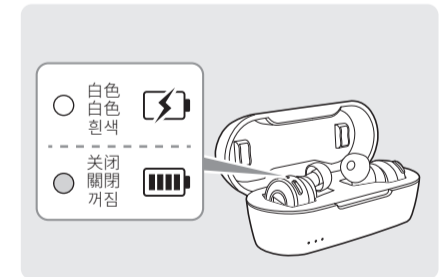
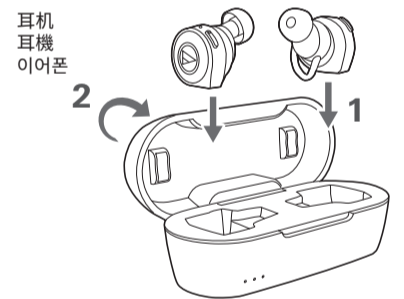
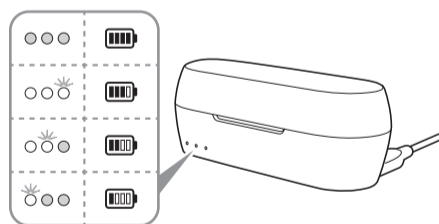
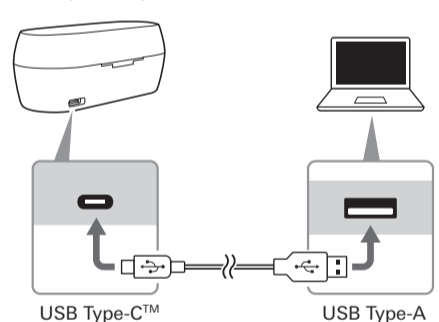


- 耳机 / 耳機 / 이어폰
- 充电盒 / 充電盒 / 충전 케이스
- 耳套 (XS、S、M、L) / 耳塞 (XS、S、M、L) / 이어팁(XS, S, M, L)
- 硅胶环 / 矽膠環 / 실리콘 링
- USB充电线 / USB充電線 / USB 충전 케이블
- 快速入门指南 (本说明书) / 快速入門指南 (本手冊) / 빠른 시작 가이드(본 소책자)
- 注意事项指南 / 注意事項 / 주의사항 안내



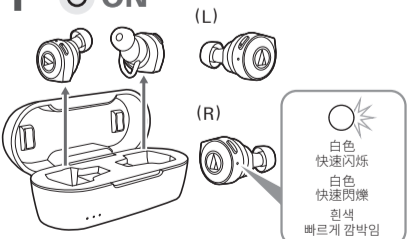
🔌 充电 / 充電 / 충전

充电盒 / 充電盒 / 충전 케이스

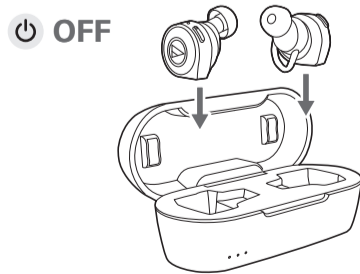


📱 配对 / 配對 / 페어링(연결)

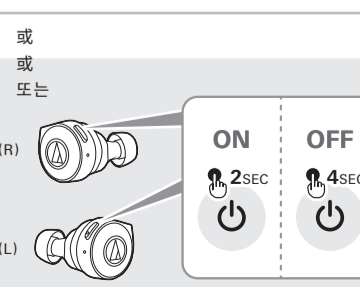
1 ON



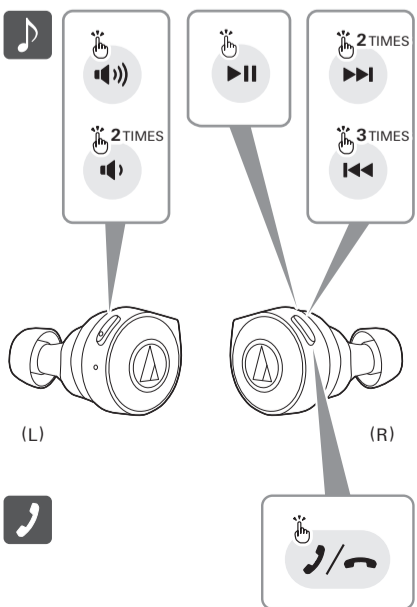
OFF



2



🎵 音乐/电话 / 音樂/電話 / 음악/전화



📖 支持信息 / 支援資訊 / 지원

关于如何使用本产品及解决各种问题的详细信息，请参阅“铁三角”网站上的用户手册。

有關本產品的使用方法以及各種問題的故障排除方法，請參閱「鐵三角」網站上的使用說明書。

본 제품의 사용법 및 문제 해결에 관한 자세한 사항은 Audio-Technica 웹사이트의 사용자 설명서를 참조하십시오.



www.audio-technica.com

为了更方便地控制本产品，请使用我们针对智能手机的应用程序。

為了更方便控制本產品，請使用我們的智慧型手機應用程式。

더욱 간편하게 제품을 조작하려면 스마트폰 앱을 사용하십시오.

